

## Stairways, stairway towers, access:

From a simple internal access  
in scaffolding,  
to stairway towers  
in public areas and  
places of assembly, plus a  
vast variety of special solutions


Certification as per  
DIN ISO 9001/EN 29 001  
by TÜV-CERT



Layher® 

More Possibilities. The Scaffolding System.

## Internal Access with Access Ladders and Access Decks




The low-cost alternative for upward access in scaffolding: Access scaffold decks being work decks, bracing element and access inside the scaffolding, allowing material to be transported to a limited extent.

Depending on requirement and conditions of use, you can select Layher access decks in steel or aluminium or in an aluminium-plywood combination. The ladders are available either removable (in steel), or already integrated into the deck (in aluminium), the integrated ladder favouring faster construction and being theft-proof. For work on the access deck, the ladder is removed if loose or simply folded up if integrated. A hatch closes off the access opening.

Max. construction height: 80 m  
(according to German type approval).

Access decks with integrated ladder	3847.257 Robust access deck, scaffold group 4, 2.57 m
3838.257 Robust access deck with ladder, 2.57 m	3847.307 Robust access deck, scaffold group 4, 3.07 m
3838.307 Robust access deck with ladder, 3.07 m	3813.207 Steel access deck, 2.07 m
3852.257 Aluminium access deck with ladder, 2.57 m	3813.257 Steel access deck, 2.57 m
3852.307 Aluminium access deck with ladder, 3.07 m	3851.207 Aluminium access deck, 2.07 m
Access decks without ladder	3851.257 Aluminium access deck, 2.57 m
3837.157 Robust access deck, 1.57 m	3851.307 Aluminium access deck, 3.07 m
3837.207 Robust access deck, 2.07 m	4005.007 Access ladder
3837.257 Robust access deck, 2.57 m	
3837.307 Robust access deck, 3.07 m	

## Platform Stair To



## Module Stairs



With the Layher module stair, access possibilities that always fit and that match the system can be constructed. Any intermediate dimension can be achieved without ad-hoc solutions simply by fitting together the individual stair parts.

The stair rise is 20 cm; at the top the stair head element is flush with the floor of the stairway tower, while at the bottom the stair foot element with scaffolding spindles is used for precise levelling.

Height differences of up to 1.5 m can be bridged;  
load-bearing capacity of stairway: 3 kN/m<sup>2</sup>,  
individual weights of stairway parts less than 11 kg.

Modular design allows for a wide variety of applications.  
Minimal space needed for transport and assembly; long service life.

2637.060 Stair head, 0.6 m wide  
2637.095 Stair head, 0.95 m wide




2638.060 Stair middle element, 0.6 m wide  
2638.095 Stair middle element, 0.95 m wide



2639.060 Stair foot, 0.6 m wide  
2639.095 Stair foot, 0.95 m wide



## Compact Stairway



# wer

## Platform Stairs in SpeedyScaf

With the platform stairs, it is easy to construct a 4-standard stair tower, either integrated into the scaffolding or free-standing and anchored on the building. Both parallel and opposite stairways are possible.

There is no hindrance to work on the scaffolding with this version.

Load-bearing capacity 2.0 kN/m<sup>2</sup>.



More safety, convenience and speed when ascending the tower is offered by the Layher platform stairs. Material transport is facilitated by the additional use of the work decks as all-round walkways.

Can be used in SpeedyScaf and in Allround scaffolding.

The external platform stairway tower is covered by the approvals in its regular version (up to 24 m); this means that with a load capacity of 2 kN/m<sup>2</sup> no further design calculations are needed.

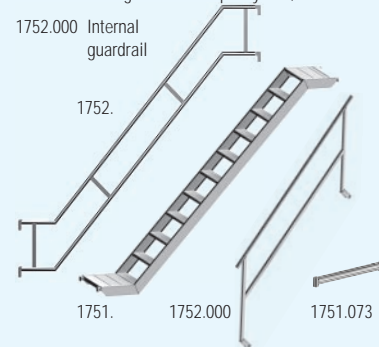
Maximum construction height: 40 m depending on structural analysis

- 2607.140 Allround ledger 1.4 m, as guardrail
- 2613.140 Allround U-transom 1.4 m, as deck transom

For other components, see the Platform Stairs in SpeedyScaf or Allround Scaffolding,

e.g.:  
Starter U-transoms,  
platform stairs,  
stair guardrails  
and internal guardrails.

- 1751.073 Starter U-transom, 0.73 m
- 1751.257 Aluminium platform stairs, 2.57 m
- 1751.307 Aluminium platform stairs, 3.07 m
- 1752.257 Stair guardrail for SpeedyScaf, 2.57 m
- 1752.307 Stair guardrail for SpeedyScaf, 3.07 m
- 1752.000 Internal guardrail



## Tower

## Platform Stairs in Allround Scaffolding

The compact Layher building stairway tower fits into many stairway recesses in buildings and conforms in its regular version to German regulations on stairways for building work.

The use of standard parts means that only a few additional parts are needed. The stairway can also be used with Allround work scaffolding structures.

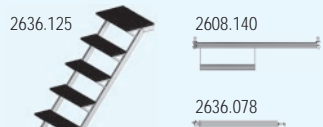
Permissible load capacity: 2.0 kN/m<sup>2</sup>, max. construction height: 9.0 m. With an individual proof other heights are possible; height between floors 2.5–3.0 m (A = additional height adjustment of 250 mm by 1.4 m steel ledgers with downstand is possible).

A variable outline makes it suitable for most stairway recesses; min. overall dimensions: as tower 1.55 m x 1.75 m, with stairs running in the same direction 0.9 m x 3.3 m

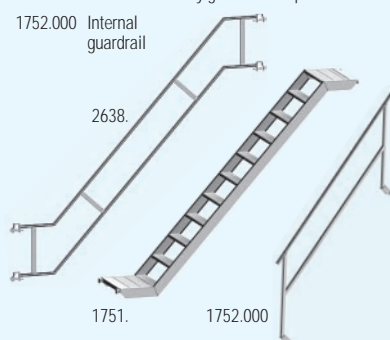


Max. construction height: 40 m depending on structural analysis.

- 2636.125 Steel stairs, 1.25 x 0.6 m
- 2608.140 Steel ledger, 1.4 m downstand
- 2636.078 Gap cover



- 2613.073 Allround U-transom, 0.73 m
- 1751.257 Aluminium platform stairs, 2.57 m
- 1751.307 Aluminium platform stairs, 3.07 m
- 2638.257 External guardrail for Allround scaffolding, 2.57 m
- 2638.307 External guardrail for Allround scaffolding, 3.07 m
- 2637.000 Allround stairway guardrail adaptor
- 1752.000 Internal guardrail



## Allround Site Stair Tower 200, 12 Standards




In the Allround Site Stair Tower 200, 12 standards, the stairs are made up of individual stringers and standard decks as steps.

On the one hand this makes the weight/volume of the individual parts lower, the proportions of standard material higher, and the additional costs lower, and on the other hand permits even more variants in the stairway width.

Load capacity 2.0 kN/m<sup>2</sup>  
with a width of 1.09 m,  
max. construction height: 78 m.

10 decks per stairway.

2638.010 Allround stairway stringer, 2 kN/m<sup>2</sup>  
10 steps, rise 20 cm;  
fitting scaffolding bay 2.57 m long  
and 2.0 m high.



## Allround Stairway Tower 750 (according to German regulations governing public assembly places)



Stairways in connection with events must comply with the requirements of German regulations governing public assembly places. These regulations call for a reduced rise of 166 mm, a wider tread of 315 mm, and a load capacity of up to 7.5 kN/m<sup>2</sup>. This Layher stairway tower meets all these requirements.

The stairway stringer is designed for a standard height dimension of 150 cm. Separate stringers and standard decking ensure variable widths for the stairway (1.09 m, 1.57 m, 2.07 m).

A height adjustment in the 0.5 m standard dimension is possible inside the tower, while outside the tower any height adjustment required is possible.

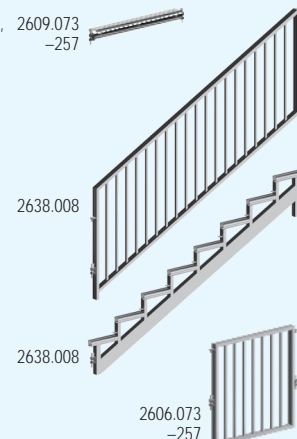
8 decks per stairway.

2638.101 Allround stairway guardrail with child safety feature, fitting No. 2638.008

2638.008 Allround stairway stringer, 7.5 kN/m<sup>2</sup>, rise 16 cm; fitting in scaffolding bay 2.57 m long and 1.5 m high.

2606.073 Guardrail with child safety feature, 0.73 m  
2606.109 Guardrail with child safety feature, 1.09 m  
2606.140 Guardrail with child safety feature, 1.40 m  
2606.157 Guardrail with child safety feature, 1.57 m  
2606.207 Guardrail with child safety feature, 2.07 m  
2606.257 Guardrail with child safety feature, 2.57 m

2609.073 Ledger with gap cover, 0.73 m  
2609.109 Ledger with gap cover, 1.09 m  
2609.140 Ledger with gap cover, 1.40 m  
2609.157 Ledger with gap cover, 1.57 m  
2609.207 Ledger with gap cover, 2.07 m  
2609.257 Ledger with gap cover, 2.57 m



## Allround Stairway Tower 500 (public areas and escape stairway tower)



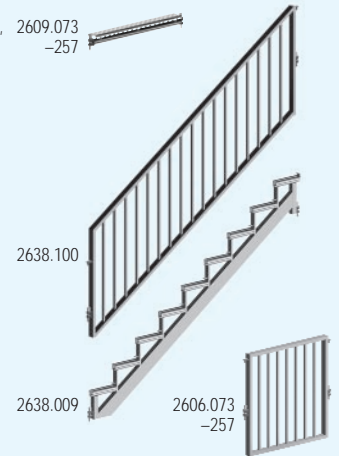
The stricter requirements of the German building regulations (DIN 18 065) are met by this Layher stairway tower for public areas: e.g. road crossings during construction work, stairways in public buildings for the duration of the building work, and escape stairway towers. It is designed for a load-bearing capacity of 5 kN/m<sup>2</sup>.

Inside the tower a height adjustment in the 1 m standard dimension is possible without problems, outside the tower any height adjustment required is possible.

Separate stringers and standard decking as steps permit variable widths for the stairway (1.09 m, 1.57 m, 2.07 m). This keeps the weight and the volume of the components low and permits a high proportion of standard Layher Allround material to be used (9 decks per stairway).

For an escape stairway tower, you can allocate 150 people to one meter of step width, meaning that a stairway 2.07 m wide is sufficient for a building with 300 people.

2638.100	Allround stairway guard rail with child safety feature, fitting no. 2638.009	2609.073 -257
2638.009	Allround stairway stringer, 5 kN/m <sup>2</sup> , rise 20 cm; fitting in scaffolding bay 2.57 m long and 2.0 m high.	
2606.073	Guardrail with child safety feature, 0.73 m	
2606.109	Guardrail with child safety feature, 1.09 m	
2606.140	Guardrail with child safety feature, 1.40 m	
2606.157	Guardrail with child safety feature, 1.57 m	
2606.207	Guardrail with child safety feature, 2.07 m	
2606.257	Guardrail with child safety feature, 2.57 m	
2609.073	Ledger with gap cover, 0.73 m	
2609.109	Ledger with gap cover, 1.09 m	
2609.140	Ledger with gap cover, 1.40 m	
2609.157	Ledger with gap cover, 1.57 m	
2609.207	Ledger with gap cover, 2.07 m	
2609.257	Ledger with gap cover, 2.57 m	



## Module Stairway 500

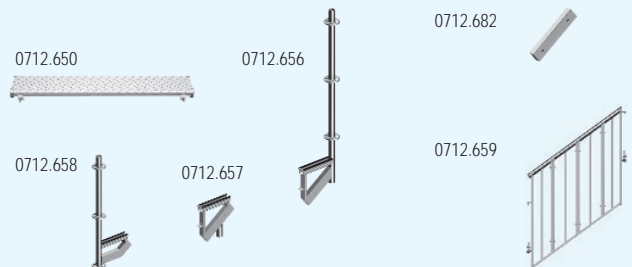


For height adjustment outside the 2 m standard dimension in the Allround 500 stairway towers; intermediate dimensions possible in 20 cm standard steps.

As in the stairway tower 500, individual stringers with standard decks are designed for the needed stairway width, with the stairway not being interrupted by landings. Precise adjustment to the ground is achieved with adjustable base plates and stairway guardrails provide the necessary safety on the one hand by preventing removal of the steps and on the other hand by filler bars as a child safety feature.

Load-bearing capacity 5 kN/m<sup>2</sup>.

0712.650	Module stair 500, step 2.07 m wide	0712.682	Module stair 500, spigot
0712.967	Module stair 500, step 1.57 m wide	0712.659	Module stair 500, guardrails, 4 stakes
0712.968	Module stair 500, step 1.09 m wide	0713.485	Module stair 500, guardrail head element
0712.887	Ledger 0.215 m	0713.486	Module stair 500, guardrail middle element
0712.656	Module stair 500, head element	0713.487	Module stair 500, guardrail foot element
0712.657	Module stair 500, middle element		
0712.658	Module stair 500, foot element		



We're there for you. Wherever and whenever you need us.

## Layher in Germany

40 branches and delivery warehouses nationwide.

## Layher International

### Subsidiaries:

Argentina, Austria, Belgium, Canada,  
France, Italy, The Netherlands,  
Poland, Spain, Sweden, Switzerland,  
United Kingdom, USA.

### Representatives:

Chile, Croatia, Czech Republic, Denmark, Estonia, Finland,  
Hong Kong, Hungary, Iceland, Japan, Luxembourg,  
Mexico, Norway, Saudi-Arabia, Singapore, Slovakia,  
Slovenia, Yugoslavia and many other countries.

## Wilhelm Layher GmbH & Co.KG

Scaffolding Grandstands Ladders  
Post Office Box 40  
D-74361 Göglingen-Eibensbach  
Phone: \*\*49-71 35-7 00  
Fax: \*\*49-71 35-7 03 72  
E-mail: [export@layher.com](mailto:export@layher.com)  
<http://www.layher.com>

### Branch in the U.K.:

#### Layher Ltd.

Works Road  
Letchworth  
Hertsfordshire  
SG6 1WL  
Phone: 01 462 475 100  
Fax: 01 462 475 101  
E-mail: [info@layher.co.uk](mailto:info@layher.co.uk)  
web: [www.layher.com](http://www.layher.com)

### Branch in the USA:

#### Layher Inc.

8495 Moffett Road  
Semmes, Alabama 36575  
Postal address:  
P.O. Box 1335  
Semmes, Alabama 36575-1335  
USA  
Phone: (001) 334 649 7696  
Fax: (001) 334 649 7793  
E-mail: [Layher@pathcom.com](mailto:Layher@pathcom.com)  
web: [www.layher.com](http://www.layher.com)

### Branch in Canada:

#### Layher Inc.

7151 Fir Tree Drive  
Mississauga  
Ontario L5S 1G4  
Canada  
Phone: (001) 905 673 7223  
Fax: (001) 905 673 8001  
E-mail: [Layher@pathcom.com](mailto:Layher@pathcom.com)  
web: [www.layher.com](http://www.layher.com)

All dimensions and weights are guideline values.  
Subject to technical modifications.  
We shall make delivery exclusively on the basis  
of our currently valid general terms of business –  
purchase and rental contracts.

## The Layher Product Range

